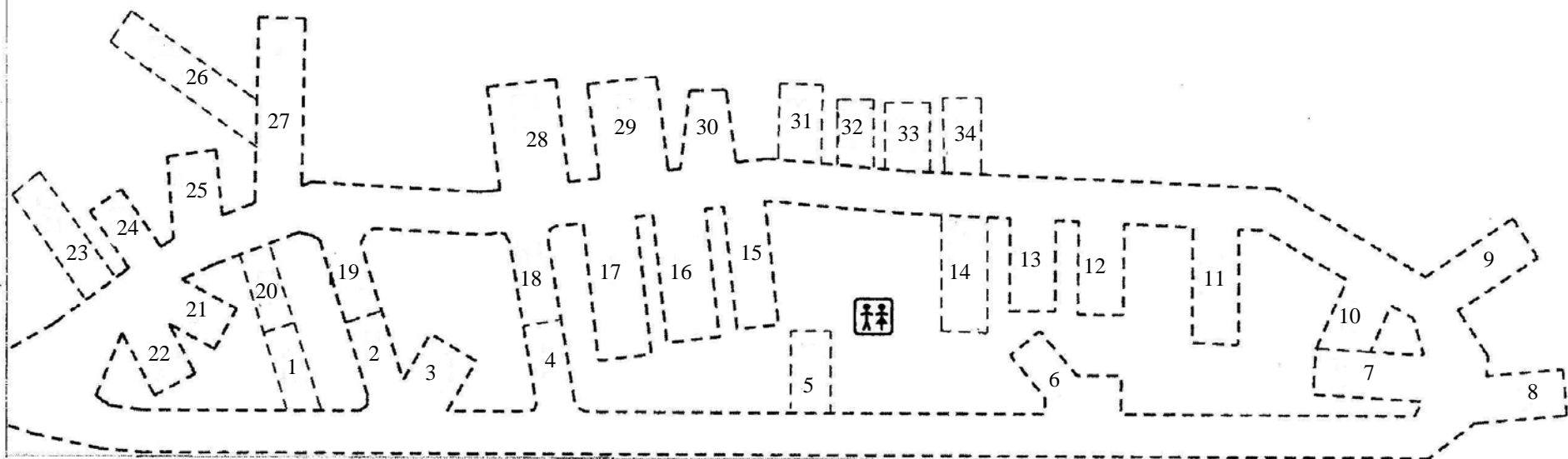




RV Site



*River's
Edge*

RV Site	Power	Sewer	Water	Length	Size
1	Y	N	N	37'	Medium
2	Y	N	N	29'	small
3	Y	N	N	34'	Medium
4	Y	N	N	30'	Small
5	Y	N	N	22'	small
6	Y	N	N	28'	Small
7	Y	N	N	26'	Small
8	Y	N	N	31'	Medium
9	Y	N	N	34'	Small
10	Y	N	N	36'	Medium
11	Y	N	N	44'	Medium
12	Y	N	Y	39'	Medium
13	Y	N	N	40'	Medium
14	Y	N	N		Large
15	Y	N	N	37'	Medium
16	Y	N	N	42'	Medium
17	Y	Y	N	48'	Large
18	Y	Y	N	33'	Medium
19	Y	Y	Y	39'	Medium
20	Y	Y	Y	34'	Medium
21	Y	N	N	31'	Medium
22	Y	N	N	26'	small
23	Y	Y	N	68'	Large
24	Y	N	N	50'	Large
25	Y	N	N	36'	Medium
26	Y	Y	Y	19'	small
27	Y	N	N	44'	Large
28	Y	N	N	28'	small
29	N	N	N	40'	Medium
30	Y	N	N	59'	Large
31	Y	N	N	43'	Medium
32	N	N	N	36'	Medium
33	N	N	N	33'	Medium
34	N	N	N	36'	Medium

Legend:
 Already Full
 Available Spots

RC Site Services

RV Site	Power	Sewer	Water	Length	Size
1	Y	N	N	37'	Medium
2	Y	N	N	29'	small
3	Y	N	N	34'	Medium
4	Y	N	N	30'	Small
5	Y	N	N	22'	small
6	Y	N	N	28'	Small
7	Y	N	N	26'	Small
8	Y	N	N	31'	Medium
9	Y	N	N	34'	Small
10	Y	N	N	36'	Medium
11	Y	N	N	44'	Medium
12	Y	N	Y	39'	Medium
13	Y	N	N	40'	Medium
14	Y	N	N		Large
15	Y	N	N	37'	Medium
16	Y	N	N	42'	Medium
17	Y	Y	N	48'	Large
18	Y	Y	N	33'	Medium
19	Y	Y	Y	39'	Medium
20	Y	Y	Y	34'	Medium
21	Y	N	N	31'	Medium
22	Y	N	N	26'	small
23	Y	Y	N	68'	Large
24	Y	N	N	50'	Large
25	Y	N	N	36'	Medium
26	Y	Y	Y	19'	small
27	Y	N	N	44'	Large
28	Y	N	N	28'	small
29	N	N	N	40'	Medium
30	Y	N	N	59'	Large
31	Y	N	N	43'	Medium
32	N	N	N	36'	Medium
33	N	N	N	33'	Medium
34	N	N	N	36'	Medium

Legend:

- Already Full
- Available Spots

RV Site Allocations

RV Site	Family
1	Occupied
2	
3	
4	
5	
6	
7	
8	
9	
10	
11	
12	
13	
14	
15	
16	
17	
18	
19	Occupied
20	
21	
22	
23	
24	
25	
26	
27	Occupied
28	Occupied
29	
30	Occupied
31	
32	
33	
34	